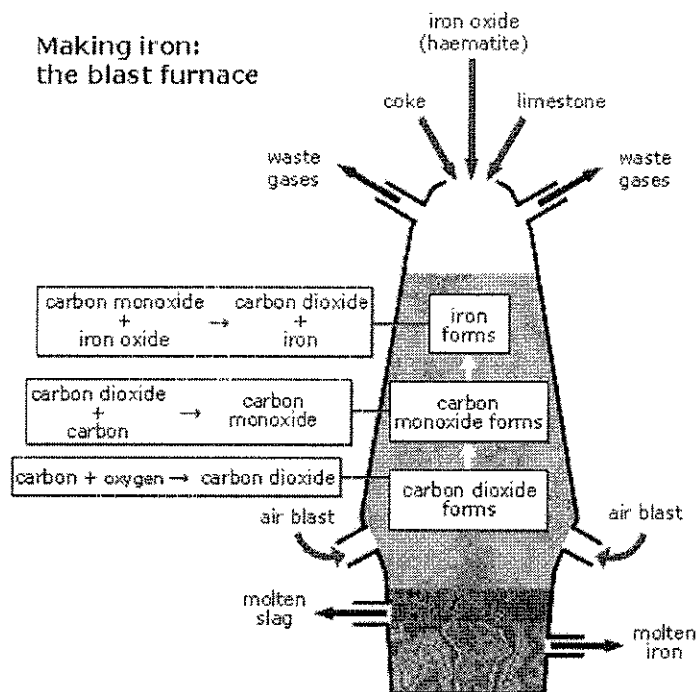


### The blast furnace

You need to be able to describe how iron is extracted in a blast furnace, including the raw materials, reactions, and the formation and uses of **slag**

A blast furnace is a huge steel container many metres high and lined with heat-resistant material. The solid raw materials (iron ore, coke and limestone) are added from the top, and hot air is blasted in from the bottom. The blast furnace is hottest at the bottom where the coke burns. It is coolest at the top where the iron forms and trickles down to the bottom, from where it is tapped off. The diagram shows an outline of a blast furnace with equations for the reactions that happen in it.




### Waste impurities

Acidic impurities are removed from the iron using limestone. In the heat of the blast furnace, the calcium carbonate in limestone breaks down to form carbon dioxide and calcium oxide. The calcium oxide then reacts with the acidic impurities to form a molten liquid called **slag**. This is lighter than the molten iron, so it floats on top of the iron and can be tapped off. When the slag cools, it solidifies and can be used in road building.

[Previous](#) | [Next](#)

<http://www.bbc.co.uk/gcsebitesize>

[Intro](#) [1](#) [2](#) [3](#) [Print](#)



Web Science aid+

Basics

Iron is extracted from the ore **haematite** ( $Fe_2O_3$ ) by reduction. Carbon monoxide is a **reducing agent** because it is more reactive than iron.

Periodic Table

The Furnace

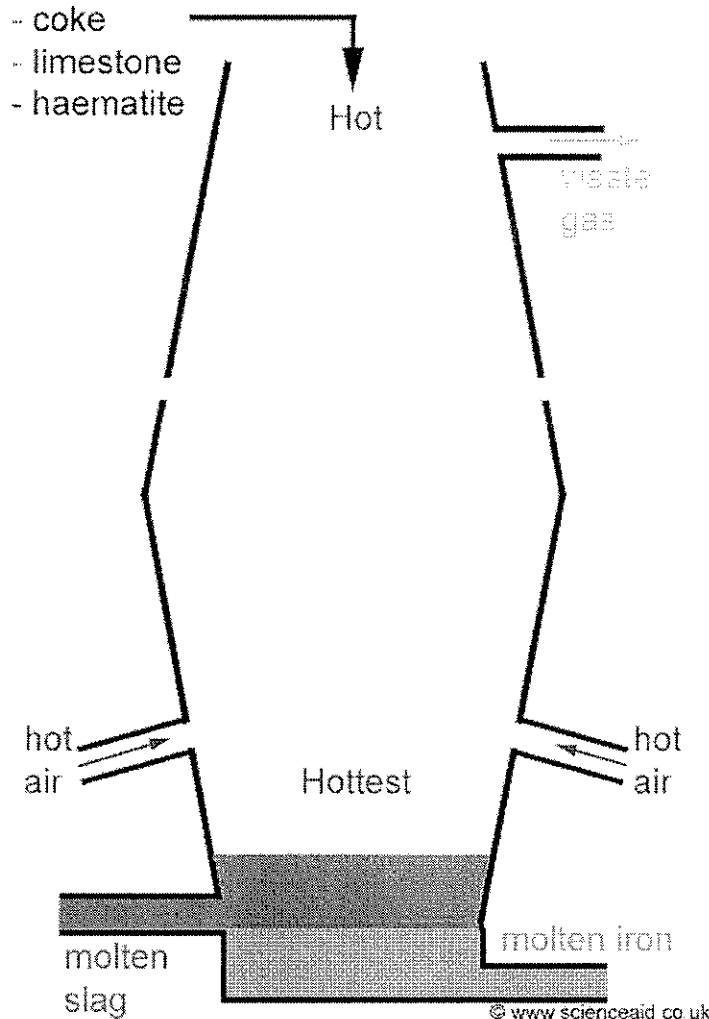
Industrial

- Aluminium
- Blast Furnace
- Copper
- Crude Oil
- Electrolysis
- Harber Process
- Oxidation and Reduction
- Steel

Ads by Google

Organic Chem.

Analytic



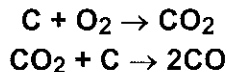
What's Happening

In the blast furnace there are several chemical reactions taking place; that eventually result in the desired product (iron) being extracted.

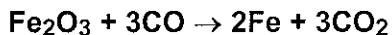
The **coke** (carbon) burns with oxygen to produce carbon dioxide. This reaction is **exothermic**. The  $CO_2$  then reacts with more coke to give **carbon monoxide**.

**Blast Furnace**

The web's top sites for:  
Blast Furnace  
[www.yourtopsites.com](http://www.yourtopsites.com)

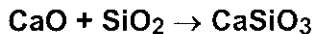


Now we have our reducing agent. It reacts with the iron ore to give molten iron, which trickles to the bottom of the furnace where it is collected.

**Heating Costs Too High?**

Since 1967 Family Owned  
Gov't Rebates to \$2100.00  
[www.conservation.com](http://www.conservation.com)

The limestone in the furnace decomposes, forming **calcium oxide**. This is a fluxing agent, and combines with impurities to make **slag**, which floats on top of the molten iron and is removed.

**Furnace Guide**

Find Furnaces Online and  
Compare Furnace Brands  
[FurnaceGuide.com](http://FurnaceGuide.com)

**Residential Furnace**

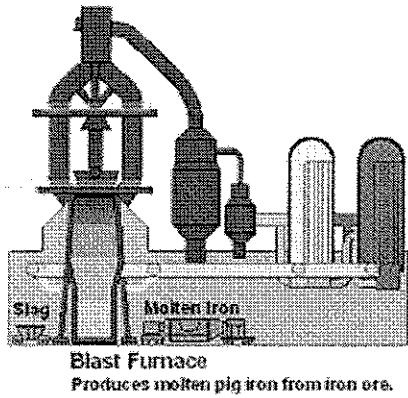
Looking for residential  
furnace? See our  
residential furnace guide  
[FurnaceListings.com](http://FurnaceListings.com)

**Save on Furnaces**

Compare Prices on  
Furnaces & Save - Pick  
from Different Models  
[MyFurnace.com](http://MyFurnace.com)

© 2006-07 - [read copyright policy](#) [site map](#) [about science aid](#) [contact](#)

## HOW A BLAST FURNACE WORKS



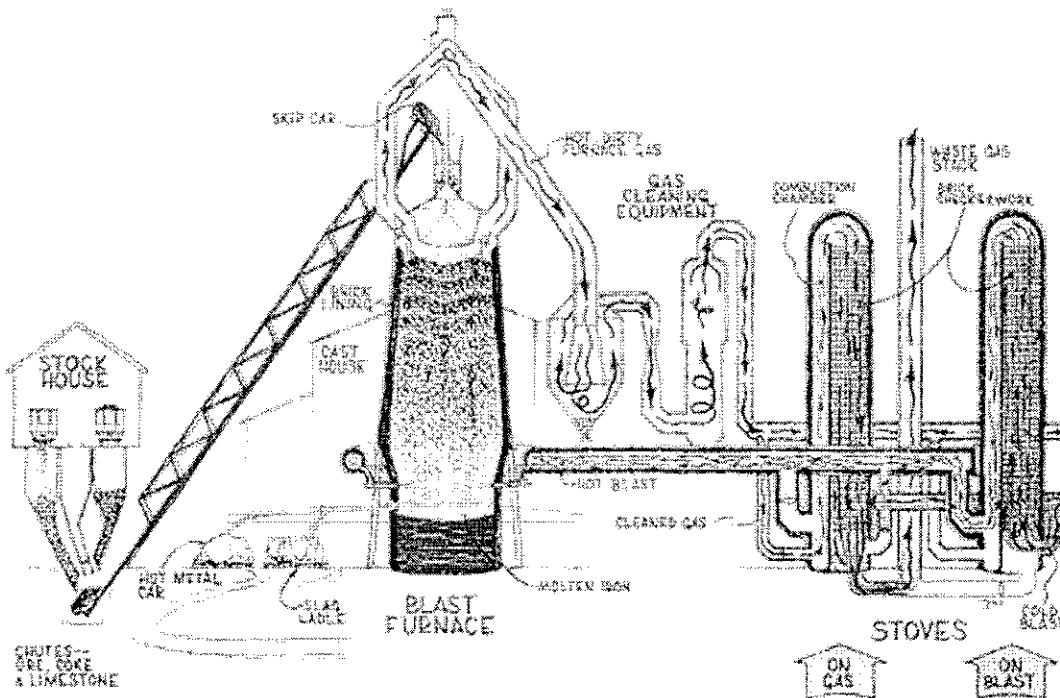
### Introduction

The purpose of a blast furnace is to chemically reduce and physically convert iron oxides into liquid iron called "hot metal". The blast furnace is a huge, steel stack lined with refractory brick, where iron ore, coke and limestone are dumped into the top, and preheated air is blown into the bottom. The raw materials require 6 to 8 hours to descend to the bottom of the furnace where they become the final product of liquid slag and liquid iron. These liquid products are drained from the furnace at regular intervals. The hot air that was blown into the bottom of the furnace ascends to the top in 6 to 8 seconds after going through numerous chemical

reactions. Once a blast furnace is started it will continuously run for four to ten years with only short stops to perform planned maintenance.

### The Process

## the process



Iron oxides can come to the blast furnace plant in the form of raw ore, pellets or sinter. The raw ore is removed from the earth and sized into pieces that range from 0.5 to 1.5 inches. This ore is either Hematite ( $Fe_2O_3$ ) or Magnetite ( $Fe_3O_4$ ) and the iron content ranges from 50% to 70%. This iron rich ore can be charged directly into a blast furnace without any further processing. Iron ore that contains a

lower iron content must be processed or beneficiated to increase its iron content. Pellets are produced from this lower iron content ore. This ore is crushed and ground into a powder so the waste material called gangue can be removed. The remaining iron-rich powder is rolled into balls and fired in a furnace to produce strong, marble-sized pellets that contain 60% to 65% iron. Sinter is produced from fine raw ore, small coke, sand-sized limestone and numerous other steel plant waste materials that contain some iron. These fine materials are proportioned to obtain a desired product chemistry then mixed together. This raw material mix is then placed on a sintering strand, which is similar to a steel conveyor belt, where it is ignited by gas fired furnace and fused by the heat from the coke fines into larger size pieces that are from 0.5 to 2.0 inches. The iron ore, pellets and sinter then become the liquid iron produced in the blast furnace with any of their remaining impurities going to the liquid slag.

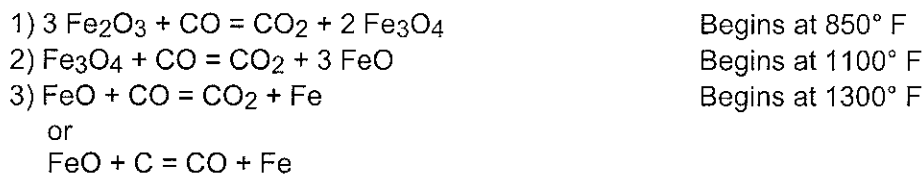
The coke is produced from a mixture of coals. The coal is crushed and ground into a powder and then charged into an oven. As the oven is heated the coal is cooked so most of the volatile matter such as oil and tar are removed. The cooked coal, called coke, is removed from the oven after 18 to 24 hours of reaction time. The coke is cooled and screened into pieces ranging from one inch to four inches. The coke contains 90 to 93% carbon, some ash and sulfur but compared to raw coal is very strong. The strong pieces of coke with a high energy value provide permeability, heat and gases which are required to reduce and melt the iron ore, pellets and sinter.

The final raw material in the ironmaking process is limestone. The limestone is removed from the earth by blasting with explosives. It is then crushed and screened to a size that ranges from 0.5 inch to 1.5 inch to become blast furnace flux. This flux can be pure high calcium limestone, dolomitic limestone containing magnesia or a blend of the two types of limestone.

Since the limestone is melted to become the slag which removes sulfur and other impurities, the blast furnace operator may blend the different stones to produce the desired slag chemistry and create optimum slag properties such as a low melting point and a high fluidity.

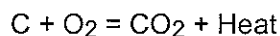
All of the raw materials are stored in an ore field and transferred to the stockhouse before charging. Once these materials are charged into the furnace top, they go through numerous chemical and physical reactions while descending to the bottom of the furnace.

The iron ore, pellets and sinter are reduced which simply means the oxygen in the iron oxides is removed by a series of chemical reactions. These reactions occur as follows:



At the same time the iron oxides are going through these purifying reactions, they are also beginning to soften then melt and finally trickle as liquid iron through the coke to the bottom of the furnace.

The coke descends to the bottom of the furnace to the level where the preheated air or hot blast enters the blast furnace. The coke is ignited by this hot blast and immediately reacts to generate heat as follows:



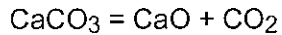
Since the reaction takes place in the presence of excess carbon at a high temperature the carbon dioxide is reduced to carbon monoxide as follows:



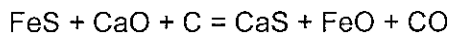
The product of this reaction, carbon monoxide, is necessary to reduce the iron ore as seen in the

previous iron oxide reactions.

The limestone descends in the blast furnace and remains a solid while going through its first reaction as follows:



This reaction requires energy and starts at about 1600°F. The CaO formed from this reaction is used to remove sulfur from the iron which is necessary before the hot metal becomes steel. This sulfur removing reaction is:



The CaS becomes part of the slag. The slag is also formed from any remaining Silica (SiO<sub>2</sub>), Alumina (Al<sub>2</sub>O<sub>3</sub>), Magnesia (MgO) or Calcia (CaO) that entered with the iron ore, pellets, sinter or coke. The liquid slag then trickles through the coke bed to the bottom of the furnace where it floats on top of the liquid iron since it is less dense.

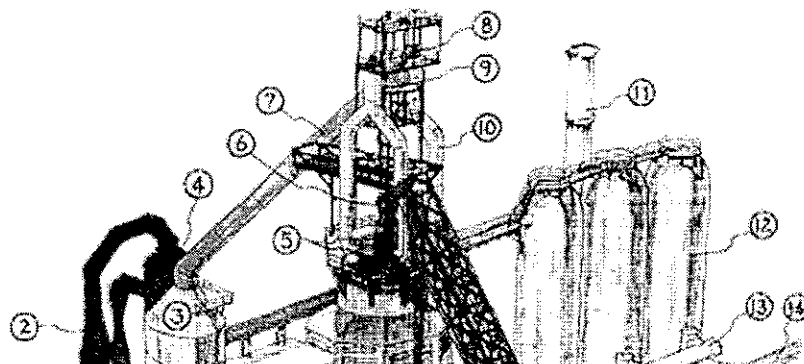
Another product of the ironmaking process, in addition to molten iron and slag, is hot dirty gases. These gases exit the top of the blast furnace and proceed through gas cleaning equipment where particulate matter is removed from the gas and the gas is cooled. This gas has a considerable energy value so it is burned as a fuel in the "hot blast stoves" which are used to preheat the air entering the blast furnace to become "hot blast". Any of the gas not burned in the stoves is sent to the boiler house and is used to generate steam which turns a turbo blower that generates the compressed air known as "cold blast" that comes to the stoves.

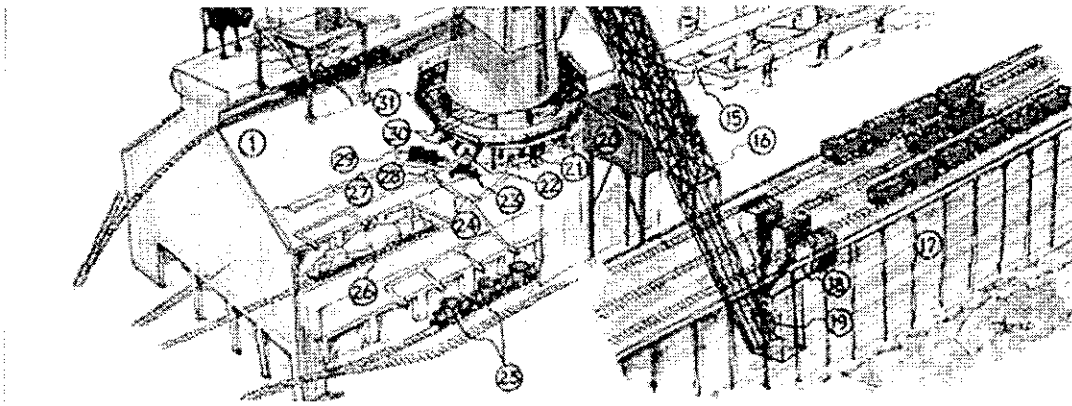
In summary, the blast furnace is a counter-current reactor where solids descend and gases ascend. In this reactor there are numerous chemical and physical reactions that produce the desired final product which is hot metal. A typical hot metal chemistry follows:

Iron (Fe)	= 93.5 - 95.0%
Silicon (Si)	= 0.30 - 0.90%
Sulfur (S)	= 0.025 - 0.050%
Manganese (Mn)	= 0.55 - 0.75%
Phosphorus (P)	= 0.03 - 0.09%
Titanium (Ti)	= 0.02 - 0.06%
Carbon (C)	= 4.1 - 4.4%

### The Blast Furnace Plant

#### the blast furnace plant





Now that we have completed a description of the ironmaking process, let's review the physical equipment comprising the blast furnace plant.

There is an ore storage yard that can also be an ore dock where boats and barges are unloaded. The raw materials stored in the ore yard are raw ore, several types of pellets, sinter, limestone or flux blend and possibly coke. These materials are transferred to the "stockhouse/hilline" (17) complex by ore bridges equipped with grab buckets or by conveyor belts. Materials can also be brought to the stockhouse/hilline in rail hoppers or transferred from ore bridges to self-propelled rail cars called "ore transfer cars" Each type of ore, pellet, sinter, coke and limestone is dumped into separate "storage bins" (18) The various raw materials are weighed according to a certain recipe designed to yield the desired hot metal and slag chemistry. This material weighing is done under the storage bins by a rail mounted scale car or computer controlled weigh hoppers that feed a conveyor belt. The weighed materials are then dumped into a "skip" car (19) which rides on rails up the "inclined skip bridge" to the "receiving hopper" (6) at the top of the furnace. The cables lifting the skip cars are powered from large winches located in the "hoist" house (20). Some modern blast furnace accomplish the same job with an automated conveyor stretching from the stockhouse to the furnace top.

At the top of the furnace the materials are held until a "charge" usually consisting of some type of metallic (ore, pellets or sinter), coke and flux (limestone) have accumulated. The precise filling order is developed by the blast furnace operators to carefully control gas flow and chemical reactions inside the furnace. The materials are charged into the blast furnace through two stages of conical "bells" (5) which seal in the gases and distribute the raw materials evenly around the circumference of the furnace "throat". Some modern furnaces do not have bells but instead have 2 or 3 airlock type hoppers that discharge raw materials onto a rotating chute which can change angles allowing more flexibility in precise material placement inside the furnace.

Also at the top of the blast furnace are four "uptakes" (10) where the hot, dirty gas exits the furnace dome. The gas flows up to where two uptakes merge into an "offtake" (9). The two offtakes then merge into the "downcomer" (7). At the extreme top of the uptakes there are "bleeder valves" (8) which may release gas and protect the top of the furnace from sudden gas pressure surges. The gas descends in the downcomer to the "dustcatcher", where coarse particles settle out, accumulate and are dumped into a railroad car or truck for disposal. The gas then flows through a "Venturi Scrubber" (4) which removes the finer particles and finally into a "gas cooler" (2) where water sprays reduce the temperature of the hot but clean gas. Some modern furnaces are equipped with a combined scrubber and cooling unit. The cleaned and cooled gas is now ready for burning.

The clean gas pipeline is directed to the hot blast "stove" (12). There are usually 3 or 4 cylindrical shaped stoves in a line adjacent to the blast furnace. The gas is burned in the bottom of a stove and the heat rises and transfers to refractory brick inside the stove. The products of combustion flow through passages in these bricks, out of the stove into a high "stack" (11) which is shared by all of the stoves.

Large volumes of air, from 80,000 ft<sup>3</sup>/min to 230,000 ft<sup>3</sup>/min, are generated from a turbo blower and

flow through the "cold blast main" (14) up to the stoves. This cold blast then enters the stove that has been previously heated and the heat stored in the refractory brick inside the stove is transferred to the "cold blast" to form "hot blast". The hot blast temperature can be from 1600°F to 2300°F depending on the stove design and condition. This heated air then exits the stove into the "hot blast main" (13) which runs up to the furnace. There is a "mixer line" (15) connecting the cold blast main to the hot blast main that is equipped with a valve used to control the blast temperature and keep it constant. The hot blast main enters into a doughnut shaped pipe that encircles the furnace, called the "bustle pipe" (13). From the bustle pipe, the hot blast is directed into the furnace through nozzles called "tuyeres" (30) (pronounced "tweers"). These tuyeres are equally spaced around the circumference of the furnace. There may be fourteen tuyeres on a small blast furnace and forty tuyeres on a large blast furnace. These tuyeres are made of copper and are water cooled since the temperature directly in front of them may be 3600°F to 4200°F. Oil, tar, natural gas, powdered coal and oxygen can also be injected into the furnace at tuyere level to combine with the coke to release additional energy which is necessary to increase productivity. The molten iron and slag drip past the tuyeres on the way to the furnace hearth which starts immediately below tuyere level.

Around the bottom half of the blast furnace the "casthouse" (1) encloses the bustle pipe, tuyeres and the equipment for "casting" the liquid iron and slag. The opening in the furnace hearth for casting or draining the furnace is called the "iron notch" (22). A large drill mounted on a pivoting base called the "taphole drill" (23) swings up to the iron notch and drills a hole through the refractory clay plug into the liquid iron. Another opening on the furnace called the "cinder notch" (21) is used to draw off slag or iron in emergency situations. Once the taphole is drilled open, liquid iron and slag flow down a deep trench called a "trough" (28). Set across and into the trough is a block of refractory, called a "skimmer", which has a small opening underneath it. The hot metal flows through this skimmer opening, over the "iron dam" and down the "iron runners" (27). Since the slag is less dense than iron, it floats on top of the iron, down the trough, hits the skimmer and is diverted into the "slag runners" (24). The liquid slag flows into "slag pots" (25) or into slag pits (not shown) and the liquid iron flows into refractory lined "ladles" (26) known as torpedo cars or sub cars due to their shape. When the liquids in the furnace are drained down to taphole level, some of the blast from the tuyeres causes the taphole to spit. This signals the end of the cast, so the "mudgun" (29) is swung into the iron notch. The mudgun cylinder, which was previously filled with a refractory clay, is actuated and the cylinder ram pushes clay into the iron notch stopping the flow of liquids. When the cast is complete, the iron ladles are taken to the steel shops for processing into steel and the slag is taken to the slag dump where it is processed into roadfill or railroad ballast. The casthouse is then cleaned and readied for the next cast which may occur in 45 minutes to 2 hours. Modern, larger blast furnaces may have as many as four tapholes and two casthouses. It is important to cast the furnace at the same rate that raw materials are charged and iron/slag produced so liquid levels can be maintained in the hearth and below the tuyeres. Liquid levels above the tuyeres can burn the copper casting and damage the furnace lining.

## CONCLUSION

The blast furnace is the first step in producing steel from iron oxides. The first blast furnaces appeared in the 14th Century and produced one ton per day. Blast furnace equipment is in continuous evolution and modern, giant furnaces produce 13,000 tons per day. Even though equipment is improved and higher production rates can be achieved, the processes inside the blast furnace remain the same. Blast furnaces will survive into the next millenium because the larger, efficient furnaces can produce hot metal at costs competitive with other iron making technologies.

Reference :


**Website** <http://www.steel.org>

by John A Ricketts, [Ispat Inland, Inc.](#)

The illustrations "*the process*" and "*the blast furnace plant*" are from their publication "*An Introduction to Blast Furnace Technology*"

[Back](#)





Photograph of blast furnace 'Elisabeth', Bilston Steel Works

- [Home](#)
- [Site Map](#)
- [Accessibility](#)
- [Copyright](#)
- [Contact Us](#)

© 2005 Wolverhampton City Council. All Rights Reserved



This site is designed so that its contents are accessible to every type of browser. Your browser, however, may not support basic Web standards, preventing the display of our site's design details. You are encouraged to upgrade to a more [standards compliant browser](#). If you are finding the design of this site makes it difficult to use, you are encouraged to contact the developers: [access@orangeleaf.com](mailto:access@orangeleaf.com).




FIGURE 2-24 A fifteenth-century hammer forge. Iron mills similar to this one may have been in operation as early as 1025 and were definitely in use by 1200 or shortly after.




FIGURE 2-30. Water-activated bellows in a forge hearth from Ramelli, 1588. Note the use of a crank in this system as opposed to the cams used in the Taccola drawing of Fig 2-25. Vertical rods from the rocking arms (*B*, *C*, *D*) raised the upper leaf of the bellows, which was lowered by the rope connected to the upper leaf and to the weighted hinged flap beneath the lower leaf.




FIGURE 2-26 Water powered blast furnace from Agricola, 1556. A portion of the water wheel can be seen at the extreme right. The bellows were cam-activated. As the cam rotated, it closed the bellows, forcing air through the furnace. They were reopened by means of a counterweighted lever arm after the cam had rotated out of contact.





FIGURE 2-25 Forge bellows activated by overshot water wheel and camshaft from Taccola, c1449.



Handmade by a local craftsman in Wiltshire, the bellows are fitted with a solid brass nozzle and real leather.

Description

The timber has been chosen for character of grain, and has been waxed for a smooth and durable finish. Very efficient puff lengths.

Sizes

Vary but usually about 20 inches from tip to tip

Price

£ 86 inc vat

[Return to Grates](#)

[Return to Repr Grates](#)

[Home](#) / [About us](#) / [Map](#) / [Whats New?](#) / [Yard](#) / [Repro Shop](#) / [Walcot Bathampton](#) / [E-Mail](#) / [Links](#)

# Historical Society Collection

[Home](#)

[Town History](#)

[Town Diary](#)

[Genealogy](#)

[Current Topics](#)

[About Us](#)

[Squires Tavern](#)


## Barkhamsted Historical Society - Barkhamsted, Connecticut

One of our goals is to preserve and share items pertaining to Barkhamsted history and culture. We currently have a collection of over 1,000 cataloged items including letters, photos, records, artifacts and furniture.

### Donate Items

If you have an item pertaining to Barkhamsted history that you would like preserved for the education and enjoyment of future generations, please [contact us](#)

Collection item- shown below, photo of blacksmith bellows.



This blacksmith bellows was used by Henry P Lane in his blacksmith shop located in Pleasant Valley during the early 1900's. The bellows was donated to the Historical Society by Frank and Harriet Bouteiller. James A. Hall owned the house and property where the blacksmith was located after Lane (and before the Bouteillers). Mr. Hall renovated this bellows and also used it during the 1930's and 1940's.

Collection item- shown below, photo of a spinning wheel.